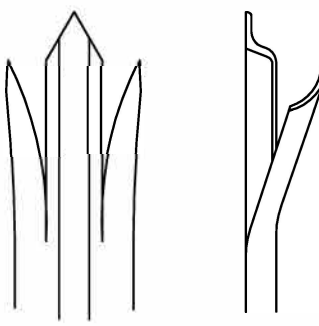
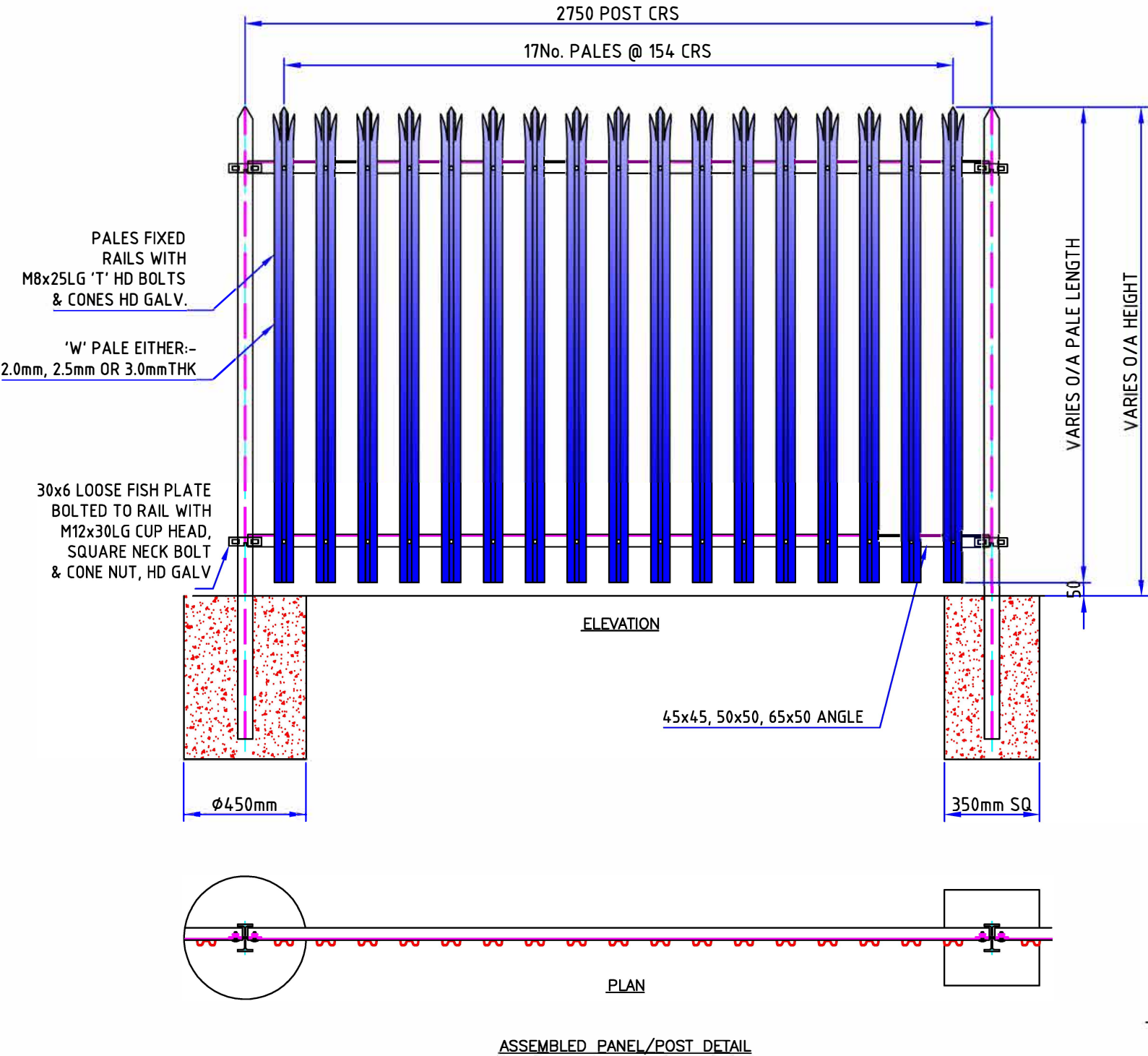


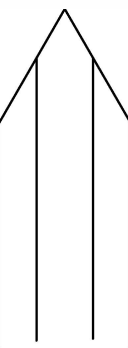
MUST BE READ IN-CONJUNCTION WITH WORKS INSTRUCTION SHEET

OF


IF IN DOUBT ASK



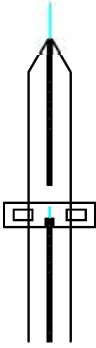
TRIPLE POINTED



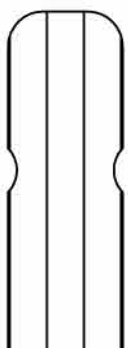
SINGLE POINTED



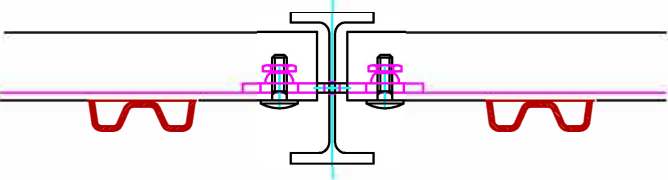
SECTION THROUGH POST



SECTION THROUGH POST



ROUNDED & NOTCHED



'W' PALE PALISADE FENCING

REVISIONS		
REV	DESCRIPTION OF CHANGE	DATE



Fencing

ALL DIMENSIONS IN MILLIMETRES UNLESS STATED OTHERWISE NORMAL TOLERANCES UNLESS STATED OTHERWISE		UPTO - 1000mm +/- 1.0mm OVER - 1000mm +/- 2.0mm	MATERIAL MATERIAL GRADE: S 235 WELDING ALL WELDS TO: BS 1722 Pt9 FINISH POWDERCOAT TO: (RAL 0000) GALVANIZED TO: BS EN 1461	TITLE TYPICAL DETAIL OF 1.8M HIGH 'W' PALISADE R&N 45x45 ANGLE RAILS 100x55 DIG IN POSTS CLIENT ORDER No DRAWN BY LUKE SCALE DO NOT DATE 14.06.19 CONTRACT No DWG No
--	--	--	---	--